

Talent Insight: Archivist



RECRUITMENT & TECHNOLOGY SOLUTIONS

igniteco.com

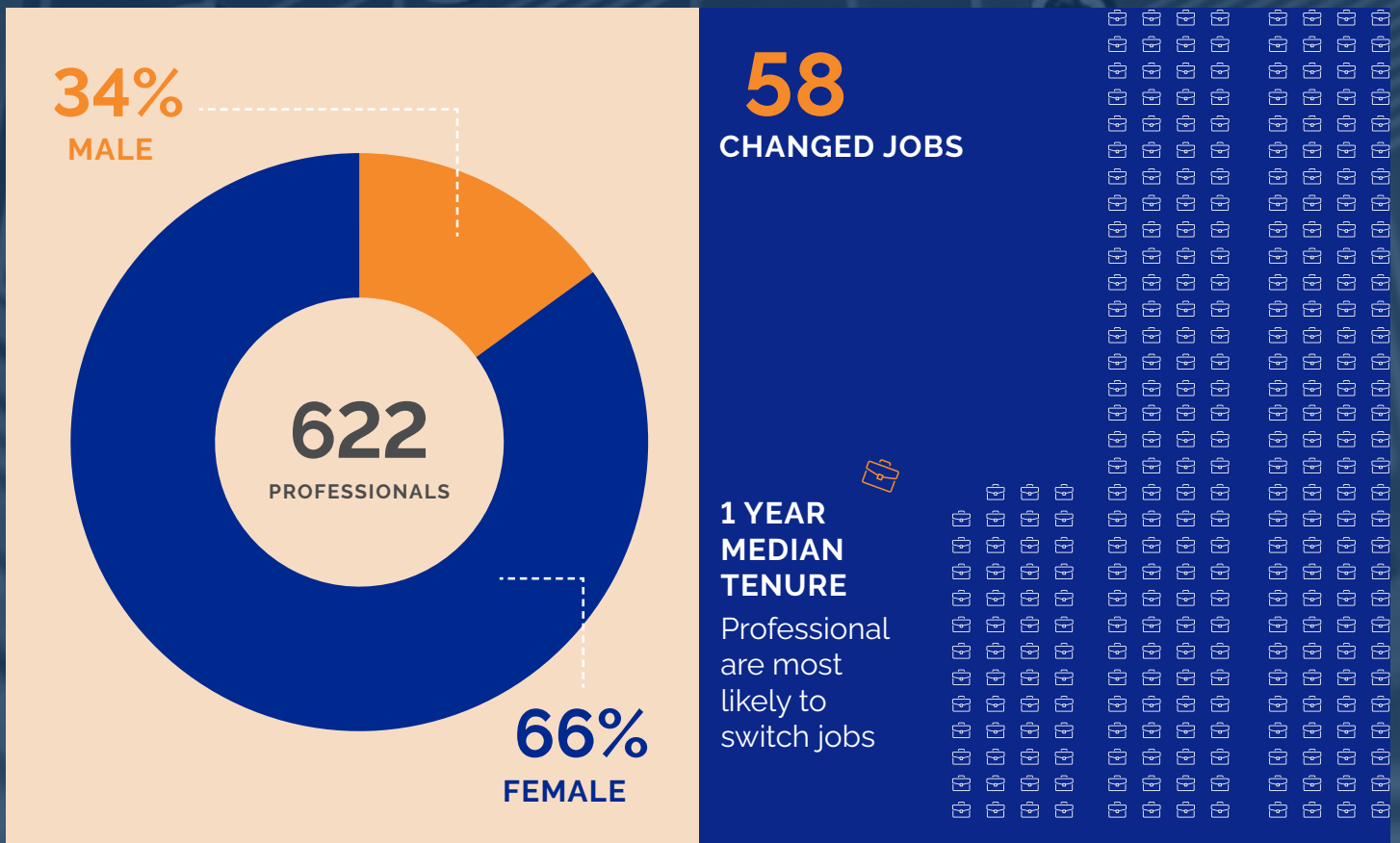
Archivist

OVERVIEW

- Archivist roles with 58 professionals recently changing jobs and a median tenure of 1 year reflects frequent job-switching. This is likely due to limited career progression.
- The profession's appeal to women with 66% female dominated may relate to the nature of the work or industry trends.
- Despite high job mobility, hiring demand is low, possibly due to market saturation or slow growth.

CONTENT

Overview: Archivist	Page 2
Top Locations in Australia	Page 3
Industry Sectors	Page 4
Industry Skills	Page 5



HIRING DEMAND

This talent is **low on demand**

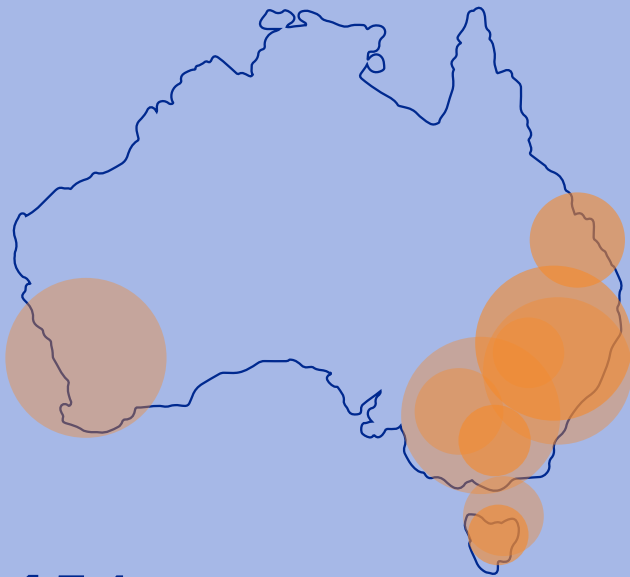
ARCHIVIST

Top Locations in Australia

WHAT ARE THE TOP LOCATIONS FOR THIS TALENT?

- Greater Sydney and Melbourne lead in archivist talent, with 170 and 154 professionals respectively. Melbourne's higher growth rate (+5%) suggests increasing demand in this area, likely driven by expanding cultural and educational institutions.
- Brisbane and Perth show moderate growth, with 50 and 41 professionals. Perth's significant growth (+8%) reflects the potential for emerging opportunities in the region.
- Canberra sees notable growth (+11%) despite a smaller talent pool, likely due to the city's government and national archival institutions.

HIDDEN GEM LOCATIONS



154 Greater Melbourne Area

50 Greater Brisbane Area

47 Greater Adelaide Area



Market Area	Professionals	1 Year Growth
Greater Sydney Area	170	+1%
Greater Melbourne Area	154	+5%
Greater Brisbane Area	50	+2%
Greater Adelaide Area	47	-2%
Greater Perth Area	41	+8%
Greater Canberra Area	30	+11%
Greater Hobart Area	11	-8%
Geelong, VIC, Australia	8	0%
Greater Newcastle Area	8	0%
Ballarat, VIC, Australia	8	0%


ARCHIVIST

Industry Sectors

WHAT INDUSTRIES ARE EMPLOYING THIS TALENT?

- Education sectors employ the largest number of professionals, though Higher Education is seeing a decline (-6%), while Primary/Secondary Education is experiencing high demand (+9%), driven by growing digital archiving needs in schools.
- Information Services show consistent demand, with growth in information services (+10%), likely due to the rising importance of digital information management in public and private sectors.
- Non-profit and cultural institutions (Museums, Historical Sites, Religious Institutions) are seeing strong growth, especially in non-profits (+42%), as these sectors expand their focus on preserving heritage and digital records.

INDUSTRIES WITH TOP NUMBER OF PROFESSIONALS



Industry	Professionals	1y Growth	Hiring Demand	Top Employer
Higher Education	82	-6%	Moderate	University of Melbourne
Education Administration Programs	75	-7%	Moderate	Department of Education
Primary and Secondary Education	74	+9%	High	Newman College Perth
Information Services	68	+10%	High	NSW State Archives
Government Administration	68	-1%	High	Queensland State Archives
Museums, Historical Sites and Zoos	43	+19%	Moderate	National Film and Sound Archive of Australia
Non-profit Organisations	27	+42%	Moderate	National Trust of Australia (NSW)
Religious Institutions	27	+4%	Moderate	Uniting Church in Australia
Museums	26	-16%	High	Museum of History NSW
Education	20	+43%	High	Rosebank College Five Dock

ARCHIVIST

Industry Skills

WHAT ARE THE MOST COMMON SKILLS AMONG THIS TALENT?

- Archival Preservation is the most prevalent skill (87% of professionals), reflecting the growing importance of safeguarding physical and digital records, especially in institutions focused on long-term preservation.
- Archives Management and Record Keeping are also common skills (59% and 50%, respectively), likely driven by the need for efficient data organization and compliance with legal and historical standards.
- Gender Gap: Female professionals dominate these skills, especially in areas like Genealogy and Archival Processing, where the gender gap reaches up to 50%, suggesting these roles may appeal more to women due to the nature of the work.

TOP SKILLS OF THIS TALENT



Skills	Professionals	% of Total	Job posts	Female	Male	Gender Gap
Archival Preservation	544	87%	0	67%	33%	34%
Archives Management	364	59%	0	70%	30%	40%
Record Keeping	312	50%	1	71%	29%	42%
Records Management	309	50%	0	70%	30%	40%
Library Services	292	47%	0	71%	29%	42%
Genealogy	287	46%	0	75%	25%	50%
Historic Preservation	287	46%	0	72%	28%	44%
Digital Preservation	256	41%	0	71%	29%	42%
Archival Research	246	40%	0	72%	28%	44%
Archival Processing	235	38%	0	73%	27%	46%

Disclaimer and Copyright

All data and insights presented in this report are sourced from LinkedIn Talent Insights and are subject to the terms, conditions, and limitations of that platform.

This report is intended for informational purposes only. While every effort has been made to ensure the accuracy and reliability of the information presented, neither Ignite Limited ABN 43 002 724 334 ("Ignite") nor its affiliates shall be liable for any errors, omissions, or inaccuracies in the data or for any decisions made based on this information.

© 2024, Ignite Limited ABN 43 002 724 334 ("Ignite"). All rights reserved. No part of this publication may be reproduced, distributed, or transmitted in any form or by any means without the prior written permission of the publisher, except in the case of brief quotations embodied in critical reviews and certain other noncommercial uses permitted by copyright law.

1Y GROWTH

The percentage change in number of professionals in this location compared to the number who were in this location one year ago. Growth rates are not provided if there were no professionals in this location in the prior year.

% OF TOTAL

The percentage of professionals who have this skill listed in the skills section of their LinkedIn profile, divided by the total number of professionals with at least one skill listed on their LinkedIn profile.

HIDDEN GEM LOCATIONS

Locations where the supply of professionals is high relative to hiring demand.

Interested in learning more?
Visit igniteco.com