

Talent Insight: Library Manager



RECRUITMENT & TECHNOLOGY SOLUTIONS

igniteco.com

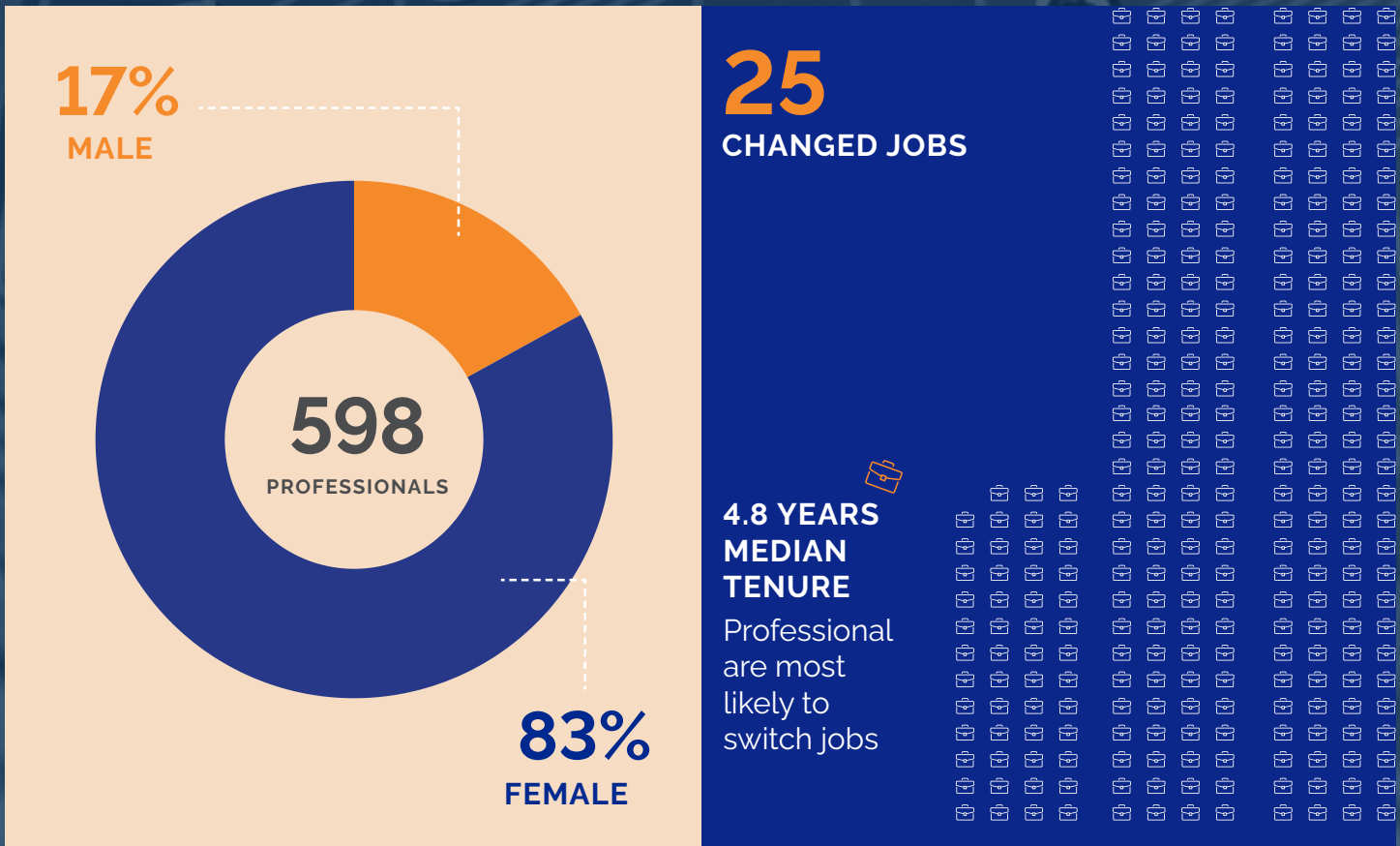
Library Manager

OVERVIEW

- The Library Manager field is 83% female, reflecting traditional gender trends in information and education roles.
- Median tenure is 4.8 years, but recent job changes (25 professionals) suggest professionals are seeking opportunities in evolving library roles.
- Hiring demand is low, making this talent pool easier to recruit from.

CONTENT

Overview: Library Manager	Page 2
Top Locations in Australia	Page 3
Industry Sectors	Page 4
Industry Skills	Page 5



HIRING DEMAND

This talent is **easy to hire**

LIBRARY MANAGER

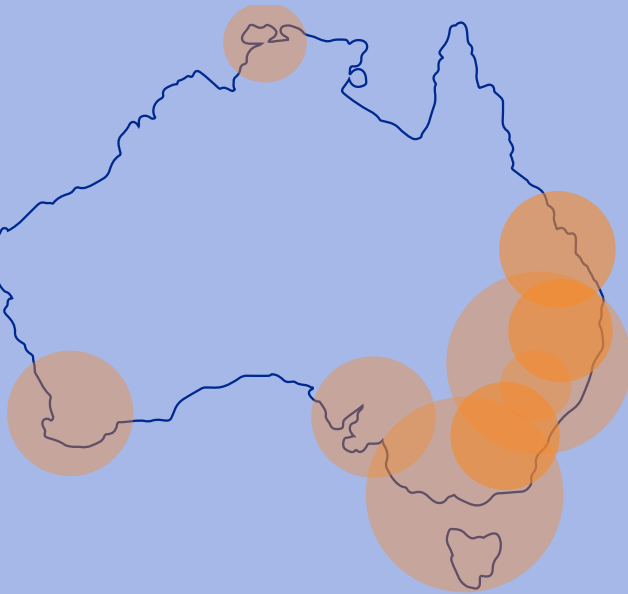
Top Locations in Australia

WHAT ARE THE TOP LOCATIONS FOR THIS TALENT?

- Greater Melbourne Area and Greater Sydney Area lead in talent concentration with 126 and 108 professionals, respectively. These cities are key economic and cultural hubs, attracting talent for diverse library management opportunities.
- Gold Coast shows the highest growth at +11%, driven by expanding educational institutions and population growth in the area, creating new demand for skilled library professionals.
- Greater Brisbane Area and Greater Canberra Area are experiencing a decline in talent, with -3% and -9% growth, likely due to limited job openings and competitive hiring environments.



HIDDEN GEM LOCATIONS



126 Greater Melbourne Area

108 Greater Sydney Area

43 Greater Perth Area

Market Area	Professionals	1 Year Growth
Greater Melbourne Area	126	+2%
Greater Sydney Area	108	0%
Greater Perth Area	43	+2%
Greater Adelaide Area	40	0%
Greater Brisbane Area	29	-3%
Greater Canberra Area	20	-9%
Greater Newcastle Area	12	-14%
Gold Coast	10	+11%
Greater Darwin Area	8	+14%
Greater Hobart Area	7	+40%

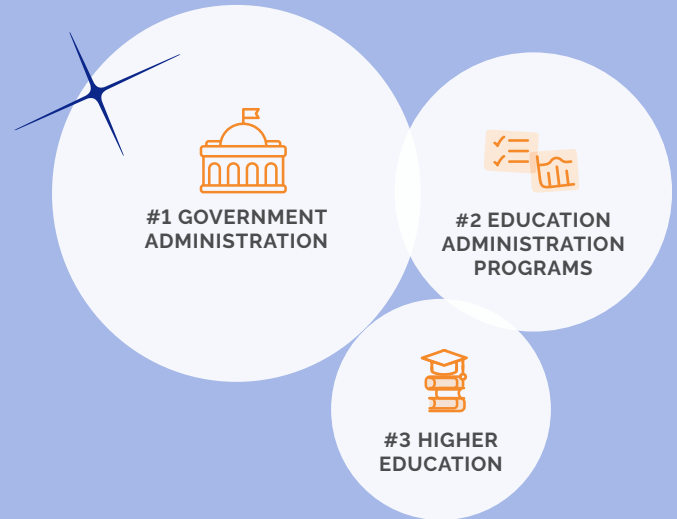
LIBRARY MANAGER

Industry Sectors

WHAT INDUSTRIES ARE EMPLOYING THIS TALENT?

- Government and Education Administration are major employers, but growth is slow as roles shift due to digitisation and budget limits.
- Health Care and Community Development are seeing rapid growth, driven by expanding services in these sectors.
- Information Services and Primary/Secondary Education show steady growth, indicating ongoing demand in both public and private sectors.

INDUSTRIES WITH TOP NUMBER OF PROFESSIONALS



Industry	Professionals	1y Growth	Hiring Demand	Top Employer
Government Administration	106	-14%	Moderate	Attorney-General's Department
Education Administration Programs	96	0%	Moderate	TAFE NSW
Higher Education	83	-9%	Moderate	La Trobe University
Information Services	77	+5%	Moderate	State Library of Western Australia
Primary and Secondary Education	52	+6%	Moderate	Footscray High School
Hospitals and Health Care	25	+32%	Moderate	Queensland Health
Education	18	-14%	Moderate	TAFE Queensland
Public Policy Offices	15	-12%	Moderate	MidCoast Council
Community Development and Urban Planning	14	+100%	Moderate	City of Sydney
Law Practice	14	-7%	Moderate	Australian Government Solicitor

LIBRARY MANAGER

Industry Skills

WHAT ARE THE MOST COMMON SKILLS AMONG THIS TALENT?

- Library Services and Library Instruction are the top skills, essential for managing both physical and digital resources in modern libraries.
- Library Management and Information Literacy are critical for around two-thirds of professionals, reflecting the need for leadership and digital expertise.
- Traditional skills like Library Science and Cataloging remain important, though slightly less common, as libraries balance old and new technologies.

TOP SKILLS OF THIS TALENT



Skills	Professionals	% of Total	Job posts	Female	Male	Gender Gap
Library Services	554	93%	0	84%	16%	68%
Library Instruction	503	84%	0	84%	16%	68%
Library Management	394	66%	0	83%	17%	66%
Information Literacy	371	62%	0	85%	15%	70%
Library Science	274	46%	0	85%	15%	70%
Library Reference	259	43%	0	84%	16%	68%
Library Research	257	43%	0	84%	16%	68%
Library 2.0	229	38%	0	84%	16%	68%
Cataloging	220	37%	0	84%	16%	68%
Information Science	214	36%	0	85%	15%	70%

Disclaimer and Copyright

All data and insights presented in this report are sourced from LinkedIn Talent Insights and are subject to the terms, conditions, and limitations of that platform.

This report is intended for informational purposes only. While every effort has been made to ensure the accuracy and reliability of the information presented, neither Ignite Limited ABN 43 002 724 334 ("Ignite") nor its affiliates shall be liable for any errors, omissions, or inaccuracies in the data or for any decisions made based on this information.

© 2024, Ignite Limited ABN 43 002 724 334 ("Ignite"). All rights reserved. No part of this publication may be reproduced, distributed, or transmitted in any form or by any means without the prior written permission of the publisher, except in the case of brief quotations embodied in critical reviews and certain other noncommercial uses permitted by copyright law.

1Y GROWTH

The percentage change in number of professionals in this location compared to the number who were in this location one year ago. Growth rates are not provided if there were no professionals in this location in the prior year.

% OF TOTAL

The percentage of professionals who have this skill listed in the skills section of their LinkedIn profile, divided by the total number of professionals with at least one skill listed on their LinkedIn profile.

HIDDEN GEM LOCATIONS

Locations where the supply of professionals is high relative to hiring demand.

Interested in learning more?
Visit igniteco.com