

Talent Insight: Library Officer



RECRUITMENT & TECHNOLOGY SOLUTIONS

igniteco.com

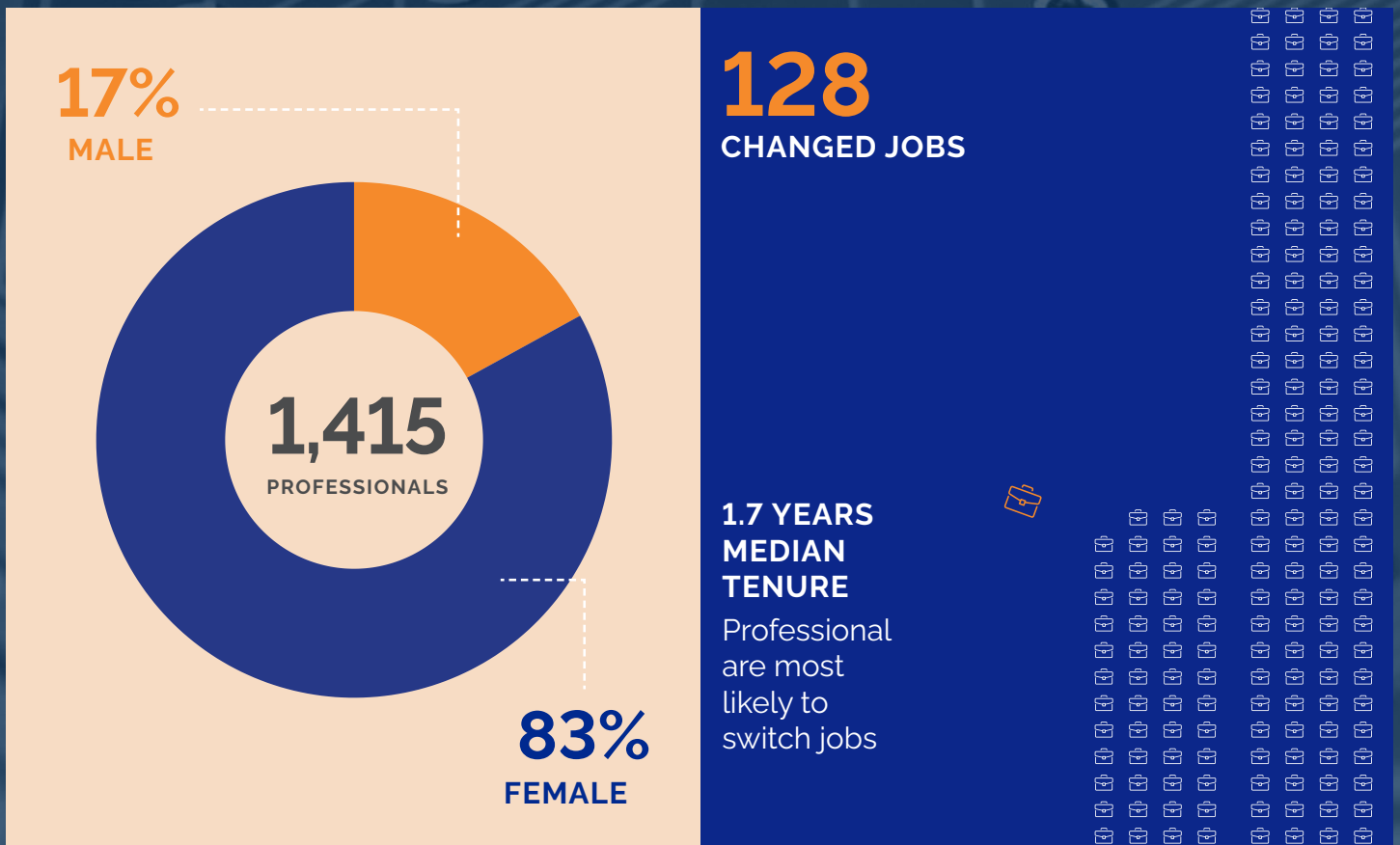
Library Officer

OVERVIEW

- Library Officers are predominantly female (83%), with 17% male. Frequent job switching is common, with a median tenure of 1.7 years, reflecting a regular search for new opportunities.
- Hiring demand is low, making this talent pool easy to recruit. The reduced demand supports job fluidity, allowing professionals to move roles with little competition.
- High job mobility may stem from limited career progression, the availability of similar roles, or ease in finding new positions due to low hiring demand.

CONTENT

Overview: Library Officer	Page 2
Top Locations in Australia	Page 3
Industry Sectors	Page 4
Industry Skills	Page 5



HIRING DEMAND

This talent is **easy to hire**

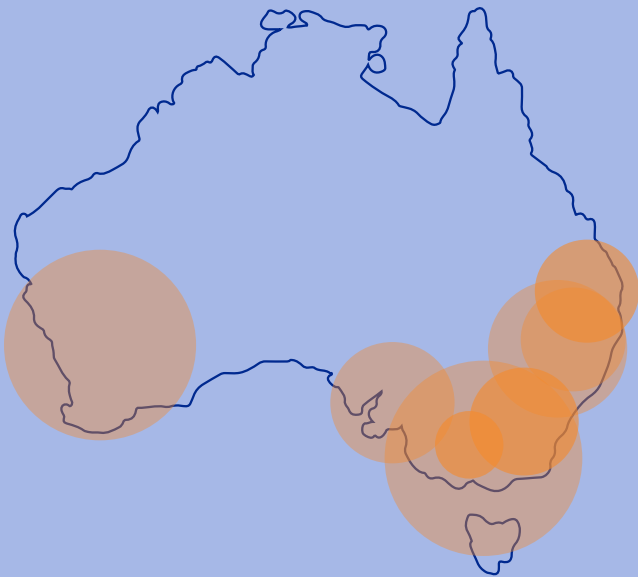
LIBRARY OFFICER

Top Locations in Australia

WHAT ARE THE TOP LOCATIONS FOR THIS TALENT?

- Greater Perth, Melbourne, and Adelaide show steady or positive growth, with Perth and Adelaide growing by 1% and 5% respectively.
- Modest growth in these regions may be driven by local job opportunities, affordable living, and industry demand, especially in Adelaide with a 5% increase.
- Growth in these areas reflects a balance of job availability and mobility, while regions like Brisbane (-7%) may struggle with fewer opportunities or higher competition.

HIDDEN GEM LOCATIONS



291 Greater Perth Area

287 Greater Melbourne Area

137 Greater Adelaide Area



Market Area	Professionals	1 Year Growth
Greater Perth Area	291	+1%
Greater Melbourne Area	287	-1%
Greater Adelaide Area	137	+5%
Greater Sydney Area	115	2%
Greater Brisbane Area	75	-7%
Geelong, Victoria	26	0%
Greater Canberra Area	23	+10%
Wollongong Area	20	+5%
Greater Newcastle Area	17	0%
Sunshine Coast, Queensland	14	-7%

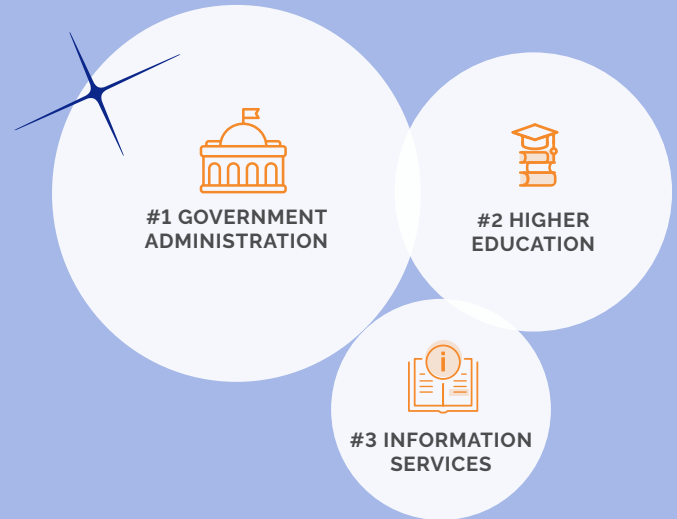
LIBRARY OFFICER

Industry Sectors

WHAT INDUSTRIES ARE EMPLOYING THIS TALENT?

- Library Officers are mainly employed in government administration, higher education, and information services, where information management is crucial.
- Information services shows 11% growth, driven by digital resource needs, while government and higher education face declines, possibly due to budget cuts.
- Growth in non-profits and government relations is likely due to increased community engagement and digital transformation efforts.

INDUSTRIES WITH TOP NUMBER OF PROFESSIONALS



Industry	Professionals	1y Growth	Hiring Demand	Top Employer
Government Administration	549	-5%	High	City of Boroondara
Higher Education	302	-5%	Moderate	The University of Western Australia
Information Services	277	+11%	Moderate	Geelong Regional Library Corporation
Education Administration Programs	141	+1%	Moderate	Department of Education, Western Australia
Primary and Secondary Education	58	+23%	Moderate	St Stephen's School
Public Policy Offices	58	-13%	Moderate	Ipswich City Council
Community Development and Urban Planning	36	+33%	High	City of Parramatta
Education	27	-10%	Moderate	Griffith University
Non-profit Organisations	17	+42%	High	UWA LC
Government Relations Services	10	+233%	Moderate	Glen Eira City Council

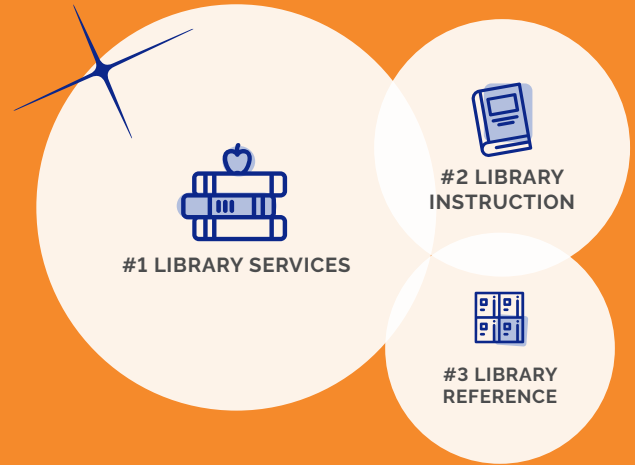
LIBRARY OFFICER

Industry Skills

WHAT ARE THE MOST COMMON SKILLS AMONG THIS TALENT?

- The most common skills are Library Services (96%), Library Instruction (84%), and Library Reference (64%), focusing on user services and instructional support.
- These skills highlight the profession's emphasis on service delivery and navigating digital resources, reflecting the growing reliance on technology in libraries.
- Women dominate the field, with over 80% representation across key skills, likely due to the traditionally female-oriented nature of the profession.

TOP SKILLS OF THIS TALENT



Skills	Professionals	% of Total	Job posts	Female	Male	Gender Gap
Library Services	1,363	96%	9	83%	17%	66%
Library Instruction	1,192	84%	0	82%	18%	64%
Library Reference	910	64%	0	82%	18%	64%
Library 2.0	822	58%	0	81%	19%	62%
Library Management	776	55%	0	81%	19%	62%
Information Literacy	776	55%	0	82%	18%	64%
Library Research	487	34%	0	82%	18%	64%
Library Science	470	33%	0	81%	19%	62%
Cataloging	425	30%	0	81%	19%	62%
School Library Media	395	28%	0	84%	16%	68%

Disclaimer and Copyright

All data and insights presented in this report are sourced from LinkedIn Talent Insights and are subject to the terms, conditions, and limitations of that platform.

This report is intended for informational purposes only. While every effort has been made to ensure the accuracy and reliability of the information presented, neither Ignite Limited ABN 43 002 724 334 ("Ignite") nor its affiliates shall be liable for any errors, omissions, or inaccuracies in the data or for any decisions made based on this information.

© 2024, Ignite Limited ABN 43 002 724 334 ("Ignite"). All rights reserved. No part of this publication may be reproduced, distributed, or transmitted in any form or by any means without the prior written permission of the publisher, except in the case of brief quotations embodied in critical reviews and certain other noncommercial uses permitted by copyright law.

1Y GROWTH

The percentage change in number of professionals in this location compared to the number who were in this location one year ago. Growth rates are not provided if there were no professionals in this location in the prior year.

% OF TOTAL

The percentage of professionals who have this skill listed in the skills section of their LinkedIn profile, divided by the total number of professionals with at least one skill listed on their LinkedIn profile.

HIDDEN GEM LOCATIONS

Locations where the supply of professionals is high relative to hiring demand.

Interested in learning more?
Visit igniteco.com