

# Talent Insight: Library Technician



RECRUITMENT & TECHNOLOGY SOLUTIONS

[igniteco.com](https://igniteco.com)

# Library Technician

## OVERVIEW

- The field is predominantly female (86%), with a small male representation (14%), reflecting traditional gender trends in administrative and educational support roles.
- Job mobility: With a median tenure of 2 years, 97 professionals have recently changed jobs, suggesting a high level of job mobility. This may be driven by the ease of transitioning between roles in a low-demand hiring environment.
- Hiring outlook: Low hiring demand makes library technicians relatively easy to recruit, indicating stable opportunities with little competition in the job market.

## CONTENT

Overview: Library Technician	Page 2
Top Locations in Australia	Page 3
Industry Sectors	Page 4
Industry Skills	Page 5

14%  
MALE



1,395  
PROFESSIONALS

86%  
FEMALE

97  
CHANGED JOBS

2 YEARS  
MEDIAN  
TENURE  
Professional  
are most  
likely to  
switch jobs



VERY LOW

LOW

MEDIUM

HIGH

VERY HIGH

HIRING DEMAND

This talent is **easy to hire**

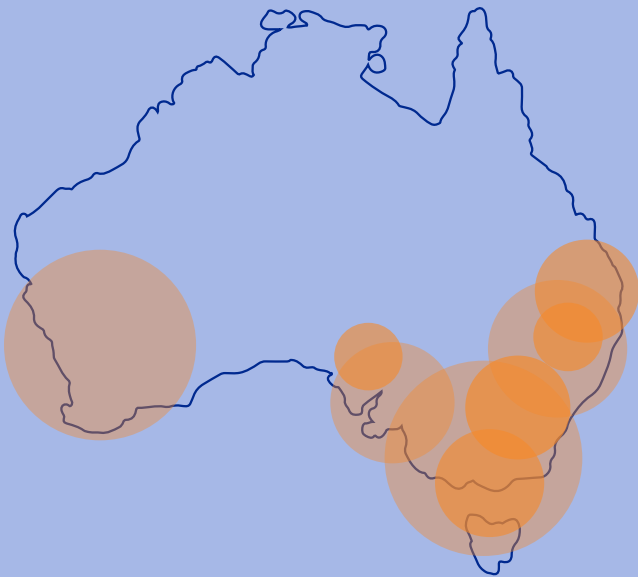
**LIBRARY TECHNICIAN**

# Top Locations in Australia

## WHAT ARE THE TOP LOCATIONS FOR THIS TALENT?

- Melbourne leads with 342 professionals (+2%), followed by Sydney at 301 (0% growth). Both cities have strong demand due to numerous educational and library institutions.
- Perth is growing (+2%) with 141 professionals, while Brisbane sees a slight decline (-4%) with 134, likely due to economic factors.
- Hobart, Adelaide, Newcastle, and Gold Coast have stable numbers but limited growth, reflecting smaller job markets.

## HIDDEN GEM LOCATIONS



**342** Greater Melbourne Area

**141** Greater Perth Area

**43** Greater Hobart Area



Market Area	Professionals	1 Year Growth
Greater Melbourne Area	<b>342</b>	<b>+2%</b>
Greater Sydney Area	<b>301</b>	<b>0%</b>
Greater Perth Area	<b>141</b>	<b>+2%</b>
Greater Brisbane Area	<b>134</b>	<b>-4%</b>
Greater Hobart Area	<b>43</b>	<b>0%</b>
Greater Adelaide	<b>43</b>	<b>0%</b>
Greater Newcastle Area	<b>25</b>	<b>0%</b>
Gold Coast	<b>25</b>	<b>0%</b>
Greater Canberra Area	<b>20</b>	<b>0%</b>
Launceston, Tasmania	<b>19</b>	<b>0%</b>


**LIBRARY TECHNICIAN**

# Industry Sectors

## WHAT INDUSTRIES ARE EMPLOYING THIS TALENT?

- The majority of talent is employed in education sectors, particularly in administration and primary/secondary education, driven by high demand for library roles.
- With +23% growth, information services is growing fast, driven by the need for digital archiving and management.
- Government and community development show mixed trends, influenced by changing priorities in public policy and urban planning.

## INDUSTRIES WITH TOP NUMBER OF PROFESSIONALS



Industry	Professionals	1y Growth	Hiring Demand	Top Employer
Education Administration Programs	<b>320</b>	+9%	Moderate	TAFE NSW
Higher Education	<b>243</b>	-6%	High	Edith Cowan University
Primary and Secondary Education	<b>202</b>	+10%	High	Haileybury
Information Services	<b>195</b>	+23%	High	State Library of New South Wales
Government Administration	<b>168</b>	-8%	High	Brisbane City Council
Education	<b>85</b>	-21%	High	TAFE Queensland
Public Policy Offices	<b>39</b>	-11%	High	Merri-bek City Council
Community Development and Urban Planning	<b>26</b>	+73%	Very High	City of Sydney
Hospitals and Health Care	<b>22</b>	+10%	High	NSW Health
IT Services and IT Consulting	<b>18</b>	-10%	Moderate	CorpTech

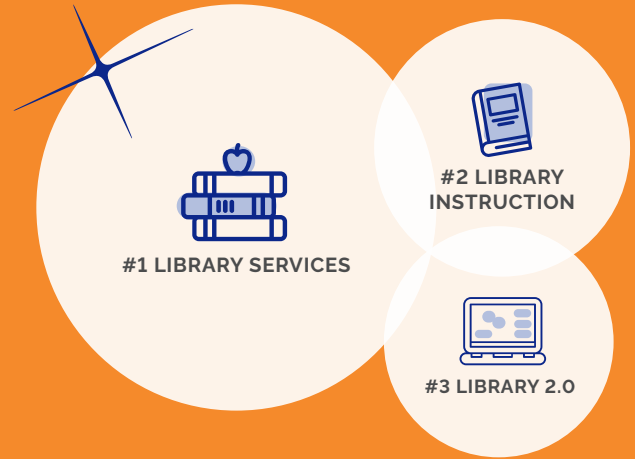
**LIBRARY TECHNICIAN**

# Industry Skills

## WHAT ARE THE MOST COMMON SKILLS AMONG THIS TALENT?

- Nearly all professionals (98%) possess library services skills, essential for foundational operations in education and public sectors.
- Library instruction (92%) and management (80%) are key skills, reflecting the need for educational support and system oversight.
- Skills like Library 2.0 (86%) and Library Systems (68%) highlight the shift towards digital and tech-driven library environments.

## TOP SKILLS OF THIS TALENT



Skills	Professionals	% of Total	Job posts	Female	Male	Gender Gap
Library Services	<b>1,373</b>	98%	8	86%	14%	72%
Library Instruction	<b>1,283</b>	92%	0	86%	14%	72%
Library 2.0	<b>1,204</b>	86%	0	85%	15%	70%
Library Management	<b>1,117</b>	80%	1	86%	14%	72%
Library Systems	<b>949</b>	68%	1	85%	15%	70%
School Library Media	<b>914</b>	66%	0	86%	14%	72%
Information Literacy	<b>770</b>	55%	0	86%	14%	72%
Intergrated Library Systems	<b>714</b>	51%	0	85%	15%	70%
Library Reference	<b>704</b>	50%	0	85%	15%	70%
Library Science	<b>584</b>	42%	0	86%	14%	72%

# Disclaimer and Copyright

All data and insights presented in this report are sourced from LinkedIn Talent Insights and are subject to the terms, conditions, and limitations of that platform.

This report is intended for informational purposes only. While every effort has been made to ensure the accuracy and reliability of the information presented, neither Ignite Limited ABN 43 002 724 334 ("Ignite") nor its affiliates shall be liable for any errors, omissions, or inaccuracies in the data or for any decisions made based on this information.

© 2024, Ignite Limited ABN 43 002 724 334 ("Ignite"). All rights reserved. No part of this publication may be reproduced, distributed, or transmitted in any form or by any means without the prior written permission of the publisher, except in the case of brief quotations embodied in critical reviews and certain other noncommercial uses permitted by copyright law.

## 1Y GROWTH

The percentage change in number of professionals in this location compared to the number who were in this location one year ago. Growth rates are not provided if there were no professionals in this location in the prior year.

## % OF TOTAL

The percentage of professionals who have this skill listed in the skills section of their LinkedIn profile, divided by the total number of professionals with at least one skill listed on their LinkedIn profile.

## HIDDEN GEM LOCATIONS

Locations where the supply of professionals is high relative to hiring demand.

Interested in learning more?  
Visit [igniteco.com](https://igniteco.com)